

Staying Safe Online Evening

Quick Quiz – Do you know what these acronyms mean?

NTHNG

LOL

RUOK

OMG

A

PMSL

POS

L8R



What about these ones?

ASL

GNOC

PIR

9 or CD9

99

MIRL

WTTP

IPN

KPC

DOC



Staying Safe Online

Tuesday 23 June 2015


Andy Goodwin

Assistant Headteacher



This Evening

- Background
- Main issues regarding keeping our young people safe online
- What can parents do?
- What does school do?
- Try not to demonise technology and the internet!






Staying Safe Online

- 95.4% of the 12 – 17 year olds in the UK use the Internet
- 82% are regular users of social media
- The vast majority of Beaumont student have access to one or more personal devices that connect to the online world

Source: emarketer 2013



What are young people doing?

- Online Gaming
- IM and Chat Rooms (Messenger, MSN, Yahoo, Kik, WhatsApp, iMessage, BBM, Snapchat, Instagram, Vine)
- Social Media – Facebook, Twitter, Google+ 
- Mobile technology
- Streaming/Downloading Music and Video (legally and illegally)





Continued...

- Blogging
- Webcams



The issues....

- Sharing information online:
 - Inappropriate images 
 - Status updates – digital footprint 
- Trolling and Cyber Bullying
 - Fraping
 - Anonymity and bending the rules
- Sexting (Legislation)
 - Snapchat



- Accessing unsuitable websites
 - Wifi and 3/4G
- ‘Meeting’ strangers online and in person
- Grooming



What can parents do?

- Educate themselves!
- Have a conversation – be open and discuss what your children are doing online
- ‘Follow’ your children – Be friends on Facebook, Instagram, Twitter. Be sure what accounts they have and then engage with them. They can restrict what you see.



- Privacy settings – check yours and your children's. Update and don't ignore! How?
- Establish rules on the use of devices and the internet.
- Parental controls



What do school do?

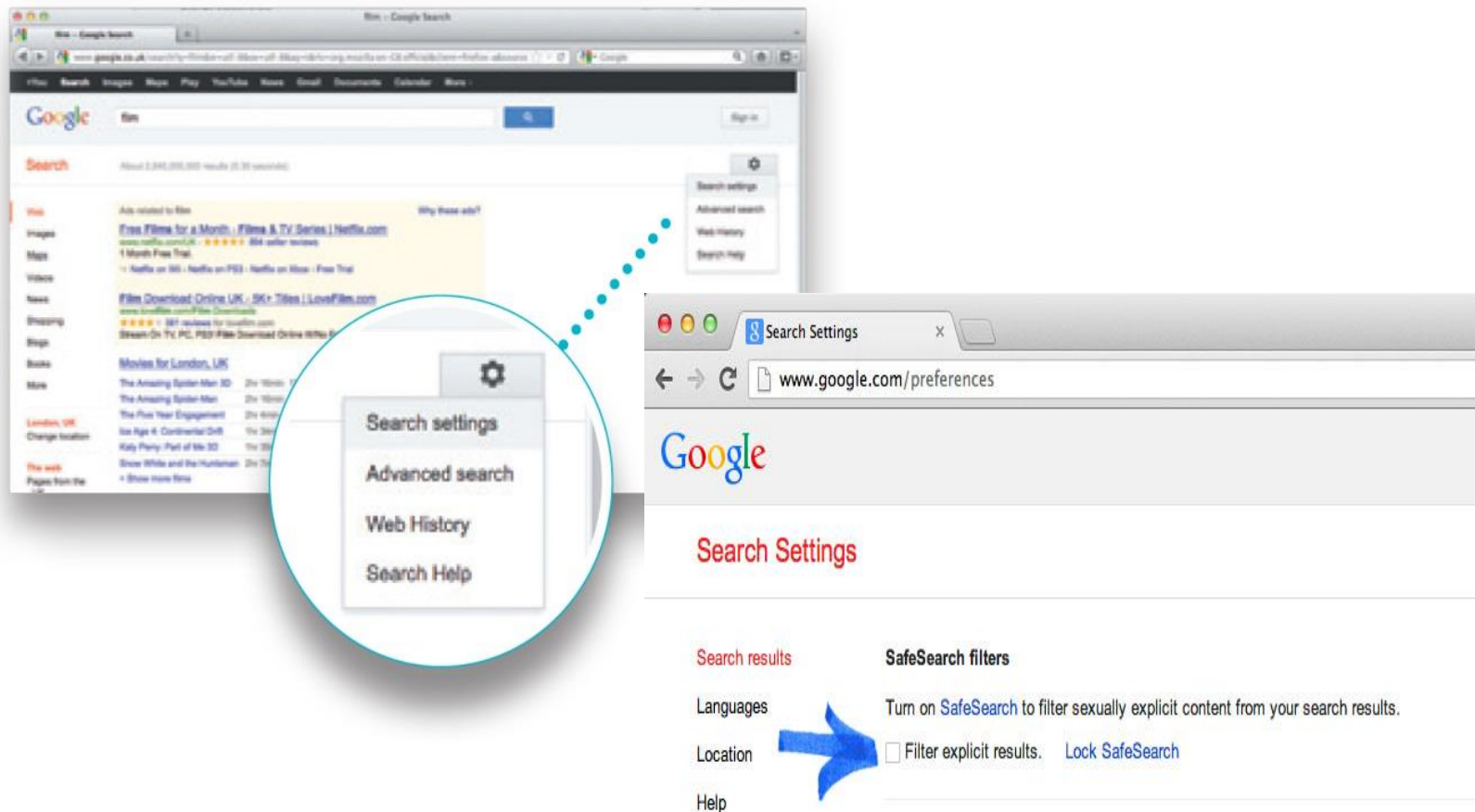
- Nominated e-Safety officer – Mr Goodwin/Ms Hosegood
- Training for staff
- Yr7 project on internet safety
- Staying Safe Online taught as part of the PSHCEE curriculum
- Differentiated assemblies every year
- Acceptable Use Policies
- Procedures in school on the use of devices
- Internet filtering
- Respond immediately to e-safety concerns



Where can you get help?

- From school!
- UK Safer Internet Centre
- Internetmatters.org - <http://www.internetmatters.org/controls/>
- Microsoft and Apple (OS safety)
- Google SafeSearch
- YouTube Safety Mode
- Console Parental Controls
- Privacy Settings – [Kidsprivacy.wordpress.com](http://kidsprivacy.wordpress.com)
- Thinkuknow.co.uk – CEOP
- Childline

SafeSearch helps you to keep adult content out of search results by screening websites that contain sexually-explicit content and removing them from the search results.



The image shows a Google search results page on the left and a 'Search Settings' page on the right. A circular callout highlights the 'Search settings' menu item in the top right of the search results page. A blue arrow points from the 'Filter explicit results' checkbox in the 'SafeSearch filters' section of the 'Search Settings' page.

Search results

- Languages
- Location
- Help

SafeSearch filters

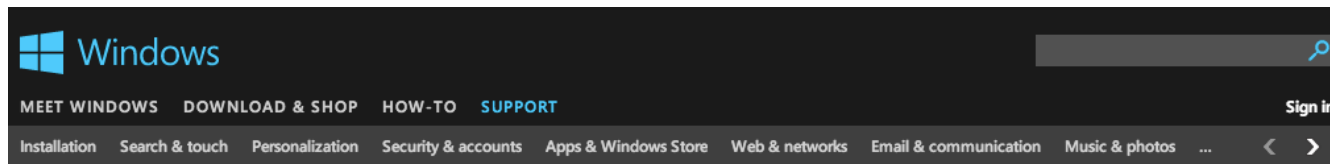
Turn on [SafeSearch](#) to filter sexually explicit content from your search results.

Filter explicit results. [Lock SafeSearch](#)

Windows Family Safety

Free software that provides filtering, parental controls and activity reporting

<http://www.microsoft.com/en-GB/security/family-safety/compare-tools.aspx>



Protecting your kids with Family Safety

Keeping your kids safe online can be complicated, but Windows Live Family Safety helps make it easier for you. Family Safety provides a [website](#) and a free [program](#) that you install on the computers your kids use, so you can give them some independence but still keep tabs on their computer activities. Family Safety can also help keep your kids off websites you don't want them looking at, and only let them talk to the people you're okay with them talking to.

How Family Safety works

Just like on a sports team, the different players in Family Safety and Windows make up a team that works together. The players are:

- **The Family Safety Filter.** Software you install and set up on each computer your kids use. It monitors your kids using safety settings you select.
- **The Family Safety website.** Where you choose and manage all the settings for each family member and view their activity reports. You can create settings on the website once and then they'll apply to every computer you've installed the Family Safety Filter on.
- **Windows Parental Controls.** A feature in Windows that's turned on when you use Family Safety. You can use Windows Parental Controls to set up more safety settings for your kids' computers. For more information on setting up Windows Parental Controls and Family Safety, watch the [video about using Parental Controls](#).

Applies to these editions of Windows Vista

On this page

[How Family Safety works](#)

[Set up the Family Safety Filter](#)

[Customize your family's settings](#)

[Set up web filtering](#)

[Allow or block a website](#)

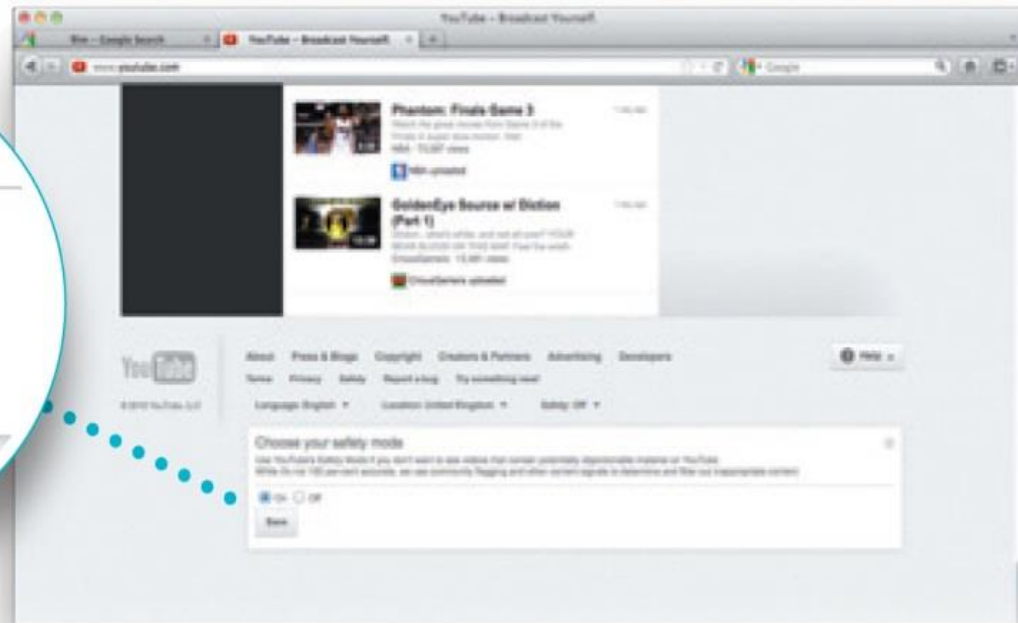
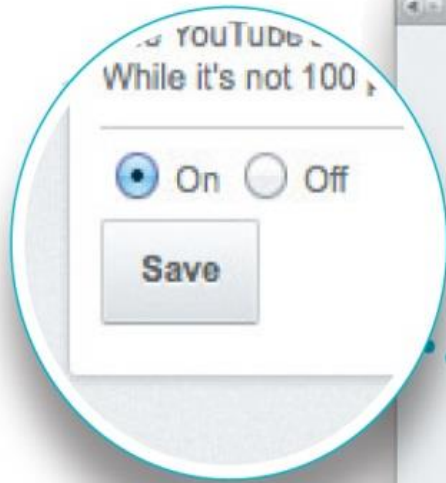
[What will my kids see?](#)

[Check out what your kids have been up to on their computer](#)





YouTube Safety Mode





Finally

- We do not profess to be experts on this subject
- Lots of help online (ironically)
- Questions – please see me after the presentation or email admin@beaumont.herts.sch.uk



What is the minimum age for account holders on these social media sites and apps?

Age Restrictions for Social Media Platforms

13

- Twitter
- Facebook
- Instagram
- Pinterest
- Google+
- Tumblr
- Reddit
- Snapchat
- Secret

14

- LinkedIn

16

- WhatsApp

17

- Vine
- Tinder

18

- Path

18 / 13 with parent's permission

- YouTube
- WeChat
- Keek
- Kik
- Foursquare
- Flickr

Age specified in the platform's terms of service as of 09/2014.